


## Lesson 2


### Learning Note Values

Music note heads have an open circle or a solid circle. Some notes have an up or down stem as shown below. Music notes are known as note values.

① Whole Note      Whole Note Rest      ② Half Note and Half Rest




③ Quarter Notes and Rests      ④ Eighth Notes and Rests      ⑤ Sixteenth Notes and Rests




Bass Drum

Eighth Notes, single beam      Sixteenth Notes, double beam      Thirty-second Notes, triple beam



Think of a whole note as one inch on a ruler. A half note would be a half of an inch on a ruler and a quarter note would be a quarter of an inch on a ruler. Continued subdivisions of eighth notes, sixteenth notes and thirty-second notes would follow.

⑥



Whole Note      1"

Half Notes      1/2


Quarter Notes      1/4

Eighth Notes      1/8

Sixteenth Notes      1/16

## Lesson 2


### Learning Note Values

Music is composed of sounds and spaces. The sounds are written as notes and the spaces are written as rests. Both notes and rests are simply new signs to represent fractions. The language of music is based on a numbering system. For example, we know that a one over four  $\frac{1}{4}$  is one quarter. In music, the fraction, one quarter, is written . Once learned, it will take only a quick glance over a page of music to see that musical notes and rests are much easier to read than a page of fractions.

- **Do Not** be concerned with how to play these notes at this time. That will be explained in Lesson 4.
- The notes may appear on any line or space of the staff. We will use the third space, which is usually where the snare drum is written.

### THE NOTES AND RESTS MUST BE LEARNED SO THEY CAN BE INSTANTLY RECONGNIZED AT SIGHT.

Each note has a rest of equal value. Be sure to learn both notes and rests.



IF A NOTE HAS ONE FLAG OR ONE LINE TOUCHING IT ON TOP, IT IS AN EIGHTH NOTE.

IF THERE IS ONLY ONE EIGHTH NOTE BY ITSELF, IT WILL HAVE ONE FLAG. IF THERE ARE TWO OR MORE IN A ROW, THEY WILL USUALLY BE CONNECTED WITH ONE LINE, SO AS TO MAKE IT EASIER TO SEE GROUPS OF NOTES.

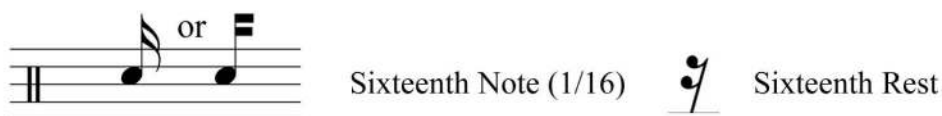
## Lesson 2

### Learning Note Values

The following are examples of how a writer may choose to write a group of four 8th notes



The last is the one most often used.



IF A NOTE HAS TWO FLAGS OR TWO LINES TOUCHING ON TOP, IT IS A SIXTEENTH NOTE.

IF THERE IS ONLY ONE SIXTEENTH NOTE BY ITSELF, IT WILL HAVE TWO FLAGS. IF THERE ARE TWO OR MORE IN A ROW, THEY WILL USUALLY BE CONNECTED BY TWO LINES, SO AS TO MAKE IT EASIER TO SEE GROUPS OF SIXTEENTH NOTES.




A complete list of notes would include 1/32  notes and 1/64  notes. They will not be learned until advanced studies.



## Lesson 2

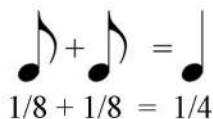
### Learning Note Values

Notes and groups of notes will sometimes be written upside down. This does not change the value of the notes.



## FRACTIONS YOU MUST KNOW

Here is a review of some fraction additions; they must be learned before proceeding.



$1/8 + 1/8 = 1/4$



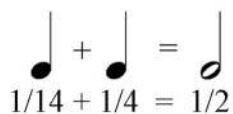
$1/16 + 1/16 = 1/8$



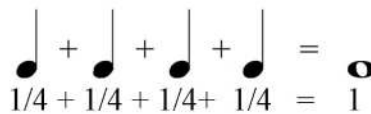
$1/16 + 1/16 + 1/16 + 1/16 = 1/4$



$1/8 + 1/16 + 1/16 = 1/4$



$1/4 + 1/4 = 1/2$



$1/4 + 1/4 + 1/4 + 1/4 = 1$

If the answers to these are confusing, you must, on your own, review fraction addition.


## Lesson 2

### Learning Note Values

## Worksheet on Notes, Rests and Fractions

Before completing the Lesson 2 Worksheet, you should quiz yourself by naming various notes and rests as quickly as you see them.

Directly above each note or rest, write the fraction it represents.













Write the note next to the fraction.

1/4 Note =                      1/8 Note =                      1/16 Note =                      1/2 Note =

1/4 Rest =                      1/8 Rest =                      1/16 Rest =                      1 =

Complete the following additions.



Cut along line and use as Flash Cards



# DC DVD

DRUMCHANNEL.COM

PRESENTS THE ULTIMATE DRUM DVD COLLECTION



CHECK OUT FREE TRAILERS IN DRUMCHANNEL.COM STORE

© 2012 Drum Channel, LLC.





Learn from **THE BEST DRUMMERS IN THE WORLD™**

**JOIN DC**

- 3 Day **FREE** Trial of Drum Channel
- Access to over 300 Lessons & 125 Shows
- 40% off **ALL** Drum Channel DVDs

**Voted BEST DRUM WEBSITE by DRUM! Magazine readers**

**CHECK OUT FREE TRAILERS IN DRUMCHANNEL.COM STORE**

© 2012 Drum Channel, LLC.